







10






What are they saying?







Teacher's instructions Prepare photocopies for half the Ss in advance. Use the *Talk about it!* sections in Units 1–3 to review the dialogs. Put Ss into pairs. Hand out a worksheet to each pair. Have pairs guess what the dialog is for each picture. Invite a different pair to the front of the classroom to act out each dialog. Have other Ss listen and point to the picture that each pair is role-playing.

11






Word search



u	m	b	r	e	l	l	a	h
l	a	i	s	l	y	b	i	r
i	q	e	d	e	j	d	p	v
o	c	t	o	p	u	s	a	i
n	k	t	g	h	c	z	b	o
z	e	b	r	a	u	o	i	l
n	d	g	l	n	e	h	r	i
g	v	c	a	t	f	x	d	n
f	i	s	h	b	w	f	m	c



Teacher's instructions Prepare photocopies for each student in advance. Hand out the worksheets. Have Ss say the names of the vocabulary words they will be searching for. Point to and say the word *zebra* (already circled) in the word search. Cross out the word *zebra* above the word search. Give Ss time to find and circle the rest of the words. Remind Ss to cross out each word as they find it. Have Ss check their answers in pairs.

	Knock on the door.		Say, "Come in."
	Put on your boots.		Open your umbrella.
	Say, "Hello."		Vacuum the carpet.
	Make the bed.		Close your umbrella.
	Wash the dishes.		Go inside.
	Jump in the puddle.		Rake the leaves.

Teacher's instructions Prepare one photocopy and cut out the dominoes. Divide Ss into 12 groups. Give one domino to each group. Have Ss stand up. Say one of the commands, e.g. **Knock on the door**. Have the group with that picture on their domino (group 1) go to the front and put it on the desk while other Ss do the action. Read the command on the right-hand side of group 1's domino, i.e. **Wash the dishes**. Have the group with that picture on their domino go to the front and put it next to group 1's domino. Continue until all dominoes are on the desk.